







- HELP CARD -
INTRUDER BAG DEVELOPMENT

-  - Perform a Noise Roll in order.
-  - Place a Metagorger in each Room with Heavy Object and/or Metagorger.
-  - Perform a Noise Roll in order.
-  - Perform a Noise Roll in order.
-  - Place a Butcher miniature in Room with Character with Slime and resolve an Encounter.
-  - Add 1 Metagorger to the Intruder Bag.







- HELP CARD -
INTRUDER ATTACK
STEP - FEEDING

If a Carnomorph is not in Combat and in Room with a Heavy Object and/or Metagorger:

- 1) Check which Carnomorph in the Room is affected by Feeding, in order of precedence:
 - a. Butcher
 - b. Fleshbeast
 - c. Shambler
 - d. Metagorger
 - 2) Remove all Injury markers from affected Carnomorph.
 - 3) Replace affected Carnomorph's miniature with miniature of Carnomorph of next level.
 - 4) Check which Heavy Object/Metagorger is affected by Feeding, in order of precedence:
 - a. Character Corpse
 - b. Intruder Egg
 - c. Intruder Carcass
 - d. Metagorger
 - 5) Remove from the board Heavy Object/Metagorger miniature affected by Feeding.
- Repeat steps 1-5 for each Carnomorph not in Combat, in Room with a Heavy Object and/or Metagorger.

Remember that a Metagorger may Feed on another Metagorger

- HELP CARD -
INTRUDER BAG DEVELOPMENT

-  - Perform a Noise Roll in order.
-  - Place a Metagorger in each Room with Heavy Object and/or Metagorger.
-  - Perform a Noise Roll in order.
-  - Perform a Noise Roll in order.
-  - Place a Butcher miniature in Room with Character with Slime and resolve an Encounter.
-  - Add 1 Metagorger to the Intruder Bag.







- HELP CARD -
INTRUDER ATTACK
STEP - FEEDING

If a Carnomorph is not in Combat and in Room with a Heavy Object and/or Metagorger:

- 1) Check which Carnomorph in the Room is affected by Feeding, in order of precedence:
 - a. Butcher
 - b. Fleshbeast
 - c. Shambler
 - d. Metagorger
 - 2) Remove all Injury markers from affected Carnomorph.
 - 3) Replace affected Carnomorph's miniature with miniature of Carnomorph of next level.
 - 4) Check which Heavy Object/Metagorger is affected by Feeding, in order of precedence:
 - a. Character Corpse
 - b. Intruder Egg
 - c. Intruder Carcass
 - d. Metagorger
 - 5) Remove from the board Heavy Object/Metagorger miniature affected by Feeding.
- Repeat steps 1-5 for each Carnomorph not in Combat, in Room with a Heavy Object and/or Metagorger.

Remember that a Metagorger may Feed on another Metagorger

- HELP CARD -
INTRUDER BAG DEVELOPMENT

-  - Perform a Noise Roll in order.
-  - Place a Metagorger in each Room with Heavy Object and/or Metagorger.
-  - Perform a Noise Roll in order.
-  - Perform a Noise Roll in order.
-  - Place a Butcher miniature in Room with Character with Slime and resolve an Encounter.
-  - Add 1 Metagorger to the Intruder Bag.

- HELP CARD -
INTRUDER ATTACK
STEP - FEEDING

If a Carnomorph is not in Combat and in Room with a Heavy Object and/or Metagorger:

- 1) Check which Carnomorph in the Room is affected by Feeding, in order of precedence:
 - a. Butcher
 - b. Fleshbeast
 - c. Shambler
 - d. Metagorger
 - 2) Remove all Injury markers from affected Carnomorph.
 - 3) Replace affected Carnomorph's miniature with miniature of Carnomorph of next level.
 - 4) Check which Heavy Object/Metagorger is affected by Feeding, in order of precedence:
 - a. Character Corpse
 - b. Intruder Egg
 - c. Intruder Carcass
 - d. Metagorger
 - 5) Remove from the board Heavy Object/Metagorger miniature affected by Feeding.
- Repeat steps 1-5 for each Carnomorph not in Combat, in Room with a Heavy Object and/or Metagorger.

Remember that a Metagorger may Feed on another Metagorger

CARNOMORPH BOARD

CARNOMORPH SYMBOLS:

-  - METAGORGER
-  - SHAMBLER
-  - FLESHBEAST
-  - BUTCHER

EGGS
IN THE NEST

CARNOMORPH ADAPTATIONS:

SHAMBLER
CHARACTER CORPSE

FLESHEATER
INTRUDER CARCASS

BUTCHER
INTRUDER EGG



